



CPC BELGELENDİRME
MUAYENE VE DENEY
HİZMETLERİ TİC. LTD. ŞTİ.
Mutlukent Mah. 1991. Sok.
No:8/1 Çankaya / ANKARA
www.cpcert.org



European Technical Assessment

ETA-25/0976
of 30/12/2025

Technical Assessment Body issuing the European Technical Assessment

CPC Belgelendirme Muayene ve Deney Hizmetleri Tic.
Ltd. Şti.

Trade name of the construction product

datka® fix Chemical Anchor PE, PE-E, PE-C

Product family to which the construction product belongs

Product Area Code: 33
Bonded injection type anchor for use in non-cracked
concrete

Manufacturer

DATKA PLASTİK SANAYİ LİMİTED ŞİRKETİ
Kültür Mah. Mithatpaşa Cad. No:45/1
06420, Çankaya, Ankara
TÜRKİYE

Manufacturing plant

Plant 1

This European Technical Assessment contains

19 pages including 14 Annexes which forms an integral
part of this assessment

Annex may contain confidential information and is/are
not included in the European Technical Assessment
when that assessment is publicly disseminated

This European Technical Assessment is issued in accordance with Regulation (EU) No 305/2011, on the basis of

EAD 330499-02-0601 Bonded Fasteners for Use In
Concrete

This version replaces

Translations of this European Technical Assessment in other languages shall fully correspond to the original issued document and should be identified as such.

Communication of this European Technical Assessment, including transmission by electronic means, shall be in full (excepted the confidential Annex(es) referred to above). However, partial reproduction may be made, with the written consent of the issuing Technical Assessment Body. Any partial reproduction must be identified as such.

1. Technical description of the product

The datka® fix Chemical Anchor PE, PE-E, PE-C is a chemical anchor system that employs polyester resin infused with styrene, specifically formulated for adherence to non-cracked concrete. This system comprises a cartridge containing injection mortar and a steel component, wherein the steel elements consist of commercially available threaded rods equipped with a hexagon nut and washer. These steel components are crafted from either galvanized steel or stainless steel.

The anchoring process involves placing the steel element into a pre-drilled hole filled with injection mortar, establishing a secure connection through the amalgamation of the metal part, injection mortar, and the concrete substrate.

datka® fix Chemical Anchor PE-E Chemical Anchor is the slower-curing version and is suitable for use in hot climate conditions.

datka® fix Chemical Anchor PE-C Chemical Anchor is the faster-curing version and is suitable for use in cold climate conditions.

For a comprehensive visual representation and detailed product description, please consult Annex A.

2. Specification of the intended use in accordance with the applicable EAD

The performances given in Section 3 are only valid if the anchor is used in compliance with the specifications and conditions given in Annex B.

The provisions made in this European Technical Assessment are based on an assumed working life of the anchor of 50 years. The indications given on the working life cannot be interpreted as a guarantee given by the producer but are to be regarded only as a means for choosing the products in relation to the expected economically reasonable working life of the works.

3. Performance of the product and references to the methods used for its assessment

3.1 Mechanical resistance and stability (BWR 1)

Essential characteristic	Performance
Characteristic resistance for tension loads	See Annex C 1
Characteristic resistance for shear loads without lever arm	See Annex C 2
Characteristic resistance for shear loads with lever arm	See Annex C 3
Displacement	See Annex C 4

3.2 Safety in case of fire (BWR 2)

Essential characteristic	Performance
Reaction to fire	Class A1*
Resistance to fire	No performance assessed.

*In the final application, the thickness of the mortar layer is about 1 to 2 mm and most of the mortar is material classified class A1 according to EC Decision 96/603/EC. Therefore, it may be assumed that the bonding material (synthetic mortar or a mixture of synthetic mortar and cementitious mortar) in connection with the metal anchor in the end use application do not contribute to fire growth or to the fully developed fire and they have no influence to the smoke hazard.

3.3 Hygiene, health and environment (BWR 3)

No performance determined.

3.4 General aspects relating to fitness for use

Durability and serviceability are only ensured if the specifications of intended use according to Annex B1 are kept.

4. Assessment and verification of constancy of performance (AVCP) system applied with reference to its legal base

According to the Decision 96/582/EC of the European Commission¹ the system of assessment verification of constancy of performance (see Annex V to Regulation (EU) No 305/2011) given in the following table apply.

Product	Intended use	Level or class	System
Metal anchors for use in concrete	For fixing and/or supporting to concrete, structural elements (which contributes to the stability of the works) or heavy units	-	1

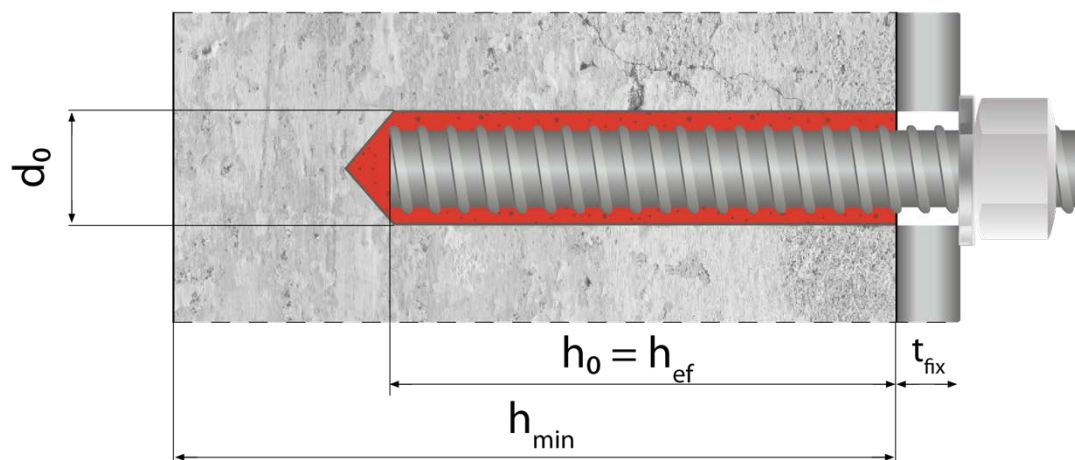
5. Technical details necessary for the implementation of the AVCP system, as provided in the applicable EAD

Technical details necessary for the implementation of the AVCP system are laid down in the control plan deposited by the Technical Assessment Body. The notified product certification body shall visit the factory at least once a year for surveillance of the manufacturer.

Issued in Ankara on 30/12/2025
by
UĞUR GEDİK

Installed condition

Installation threaded rod



- d_0 = diameter of drill bit
- t_{fix} = thickness of fixture
- h_{ef} = effective anchorage depth
- h_0 = depth of drill hole
- h_{min} = minimum thickness of member

datka® fix Chemical Anchor PE, PE-E, PE-C

Product description

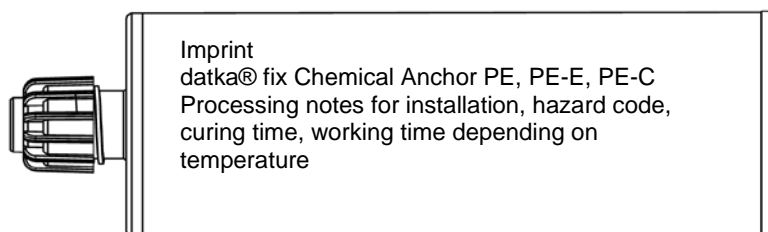
Installed condition

Annex A1
of European Technical
Assessment
ETA-25/0976

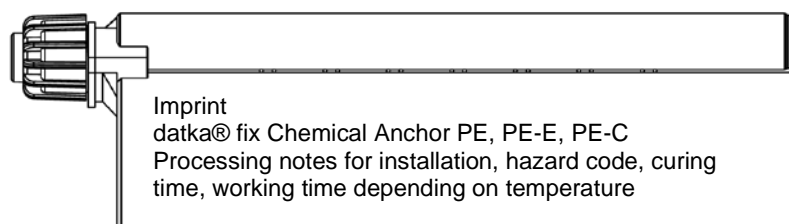
Injection mortar

Cartridge: datka® fix Chemical Anchor PE, PE-E, PE-C

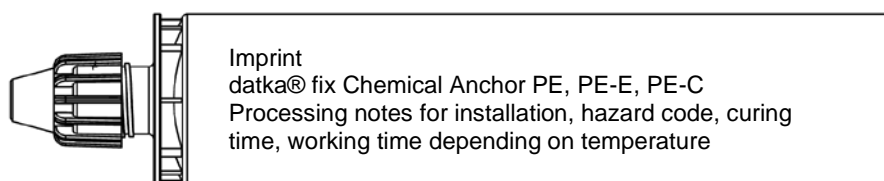
Type: Coaxial, 410ml cartridge



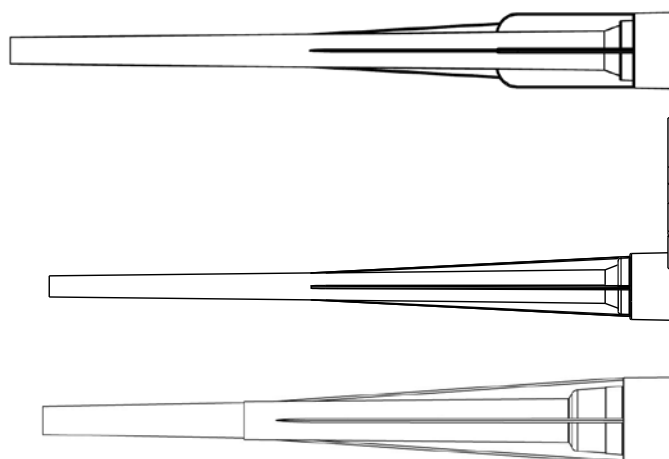
Type: Side-by-side, 345ml



Type: Foil tube, 300ml cartridge



Static mixer A,B and C



datka® fix Chemical Anchor PE, PE-E, PE-C

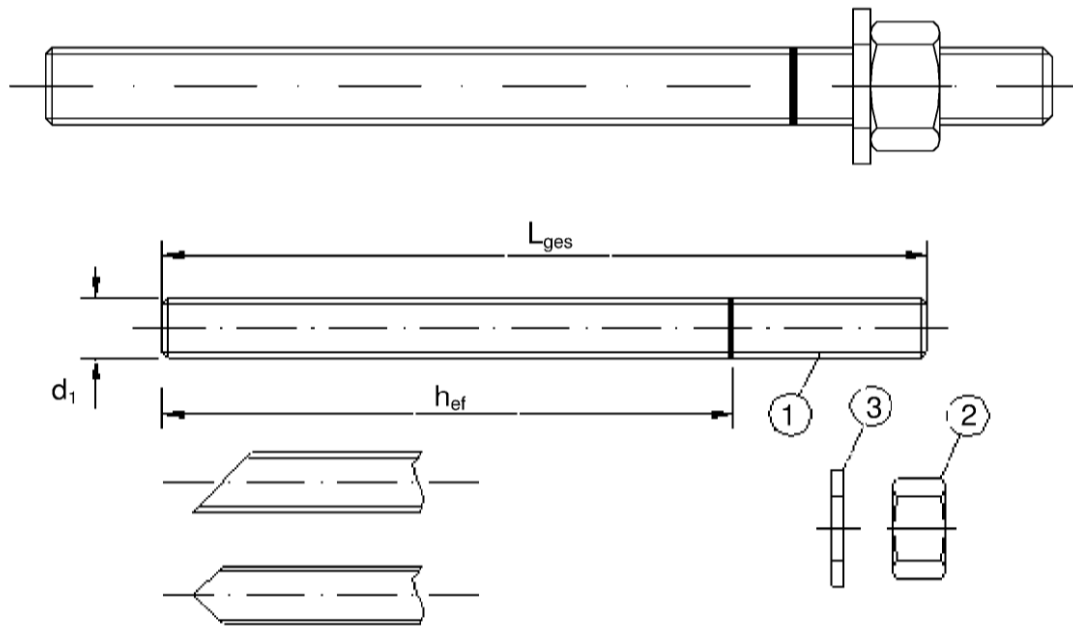
Product description

Injection Mortar

Annex A2
of European Technical
Assessment
ETA-25/0976

Threaded rod

Threaded rod M8, M10, M12, M16, M20, M24 with washer and hexagon nut



Commercial standard threaded rod with:

- Materials, dimensions, and mechanical properties according to Table A1
- Inspection certificate 3.1 according to EN 10204:2004
- Marking of embedment depth

datka® fix Chemical Anchor PE, PE-E, PE-C

Product description

Threaded rod

Annex A3
of European Technical
Assessment
ETA-25/0976

Table A1: Materials

Part	Designation	Material
Steel, zinc plated $\geq 5 \mu\text{m}$ according to EN ISO 4042:2022 or steel, hot-dip galvanised $\geq 40 \mu\text{m}$ according to EN ISO 1461:2022 and EN ISO 10684:2004+AC:2009		
1	Anchor rod	Steel, EN iso 683-4:2018 or EN 10263:2017 Property class 4.6 ¹⁾ , 4.8, 5.8, 8.8, EN ISO 898-1:2013
2	Hexagon nut, EN ISO 4032:2012	Steel according to EN 10087:1998 or EN 10263:2001 Property class 4 (for class 4.6 or 4.8 rod) EN ISO 898-2:2022 Property class 5 (for class 5.8 rod) EN ISO 898-2:2022 Property class 8 (for class 8.8 rod) EN ISO 898-2:2022
3	Washer, EN ISO 887:2006, EN ISO 7089:2000, EN ISO 7093:2000 or EN ISO 7094:2000	Steel, zinc plated or hot-dip galvanised
Stainless steel		
1	Anchor rod	Material 1.4401 / 1.4404 / 1.4571, EN 10088-1:2023 Property class 70 and 80, EN ISO 3506-1:2020
2	Hexagon nut, EN ISO 4032:2023	Material 1.4401 / 1.4404 / 1.4571, EN 10088-1:2023 Property class 70 and 80, EN ISO 3506-2:2020
3	Washer, EN ISO 887:2006, EN ISO 7089:2000, EN ISO 7093:2000 or EN ISO 7094:2000	Material 1.4401 / 1.4404 / 1.4571, EN 10088-1:2023
High corrosion resistance steel		
1	Anchor rod	Material 1.4529 / 1.4565 / 1.4547, EN 10088-1:2023 Property class 70 EN ISO 3506-1:2020
2	Hexagon nut, EN ISO 4032:2023	Material 1.4529 / 1.4565 / 1.4547, EN 10088-1:2023 Property class 70 EN ISO 3506-2:2020
3	Washer, EN ISO 887:2006, EN ISO 7089:2000, EN ISO 7093:2000 or EN ISO 7094:2000	Material 1.4529 / 1.4565 / 1.4547, EN 10088-1:2023

¹⁾ NPA- M8 and M10 for class 4.6

datka® fix Chemical Anchor PE, PE-E, PE-C

Product description

Table A1: Materials

Annex A4
of European Technical
Assessment
ETA-25/0976

Specifications of intended use

Anchorage subject to:

- Static and quasi-static loads: M8 to M24

Base materials:

- Reinforced or unreinforced normal weight concrete according to EN 206-1:2013 + A2:2021.
- Strength classes C20/25 to C50/60 according to EN 206:2013 + A2:2021.
- Non-cracked concrete: M8 to M24

Temperature range:

- I: -40°C to +40°C (max long-term temperature + 24 °C max short-term temperature + 40 °C)
- II: -40°C to +80°C (max long-term temperature + 50 °C max short-term temperature + 80 °C)

Use conditions (Environmental conditions):

- Structures subject to dry internal conditions (all materials)
- For all other condition intended use of materials according to EN 1993-1-4:2006+A1:2015 Annex A4, Table A1 related corrosion resistance classes (CRC).

Design:

- Verifiable calculation notes and drawings are prepared taking account of the loads to be anchored. The position of the anchor is indicated on the design drawings (e.g., position of the anchor relative to reinforcement or to supports, etc.).
- Anchorages are designed under the responsibility of an engineer experienced in anchorages and concrete work.
- Anchorages under static or quasi-static actions are designed in accordance with:
 - EOTA Technical Report TR 055, Edition February 2018
 - EN 1992-4:2018

Installation:

- Dry, wet and flooded holes (not sea water)
- Hole drilling by hammer or compressed air drill mode.
- Overhead installation allowed.
- Anchor installation carried out by appropriately qualified personnel and under the supervision of the person responsible for technical matters of the site.

datka® fix Chemical Anchor PE, PE-E, PE-C

Intended use

Annex A5
of European Technical
Assessment
ETA-25/0976

Installation parameters

Table B1: Installation parameters for threaded rod

Anchor size			M8	M10	M12	M16	M20	M24
Diameter of anchor bolt or thread diameter	d	mm	8	10	12	16	20	24
Nominal diameter of drill bit	d ₀	mm	10	12	14	18	24	28
Diameter of clearance hole in the fixture (≤)	d _f	mm	9	12	14	18	22	26
Diameter of steel brush (≥)	d _b	mm	12	14	16	20	26	30
Minimum effective anchorage depth	h _{ef,min}	mm	60	60	70	80	90	96
Maximum effective anchorage depth (20*d)	h _{ef,max}	mm	160	200	240	320	400	480
Minimum thickness of the concrete member	h _{min}	mm	h _{ef} +30mm ≥ 100mm			h _{ef} + 2*d ₀		
Nominal torque moment	T _{inst}	Nm	10	20	40	80	120	160
Minimum spacing (5*d)	s _{min}	mm	40	50	60	80	100	120
Minimum edge distance (5*d)	c _{min}	mm	40	50	60	80	100	120

datka® fix Chemical Anchor PE, PE-E, PE-C

Intended use

Installation parameters

Annex B1
of European Technical
Assessment
ETA-25/0976

Cleaning and setting tools

Cleaning brush (steel brush with steel bristles)



Table B2: Cleaning and setting parameters

Threaded Rod	d_0	d_b	$d_{b,min}$	Piston Plug
mm	mm	mm	mm	mm
M8	10	12	10,5	Not required to use piston plug
M10	12	14	12,5	
M12	14	16	14,5	
M16	18	20	18,5	
M20	24	26	24,5	24
M24	28	30	28,5	28



Compressed air tool

d_0 between 10mm to 40mm



Hand operated blowing pump

d_0 between 10mm to 20mm



Piston plug for overhead and horizontal installation

d_0 between 24mm to 40mm

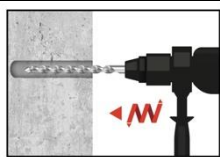
datka® fix Chemical Anchor PE, PE-E, PE-C

Intended use

Cleaning and setting tools

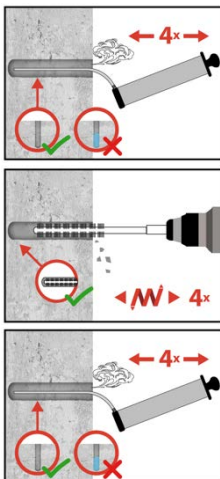
Annex B2
of European Technical
Assessment
ETA-25/0976

Installation instructions



1. Drill with hammer drill a hole into the base material to the size and embedment depth required by the selected anchor (Table B1 or Table B2). In case of aborted drill hole: the drill hole shall be filled with mortar.

a.



2. Hole cleaning

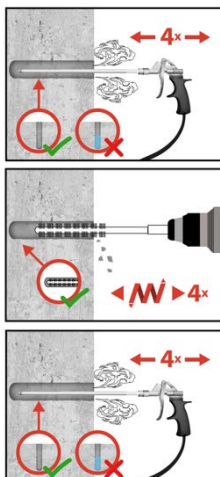
Attention! Standing water in the bore hole must be removed before cleaning.

- a. Clean the hole with brush and hand pump:

- starting from the drill hole bottom blow the hole at least 4 times using the hand pump,
- using the specified brush, mechanically brush out the hole at least 4 times,
- starting from the drill hole bottom, blow at least 4 times with the hand pump.

The hand-pump can only be used for anchor sizes in non-cracked concrete up to bore hole diameter 20mm or embedment depth up to 240mm.

b.



- b. Cleaning hole with compressed air:

- starting from the drill hole bottom blow the hole at least 4 times by compressed air (6 atm),
- using the specified brush, mechanically brush out the hole at least 4 times,
- blow the hole at least 4 times by compressed air (6 atm),

Compressed air (min.6 bar) can be used for all sizes in cracked and non-cracked concrete.

After cleaning, the bore hole has to be protected against re-contamination in an appropriate way, until dispensing the mortar in the bore hole. If necessary, the cleaning repeated must be directly before dispensing the mortar. In-flowing water must not contaminate the bore hole again.

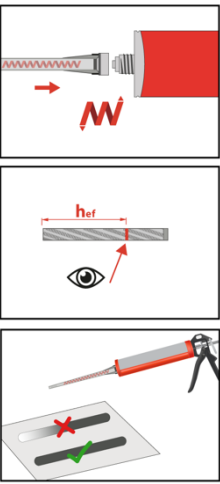
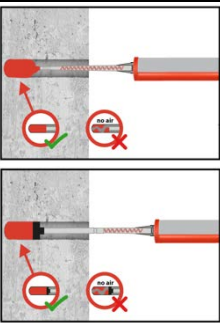
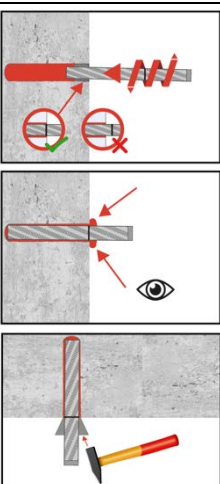
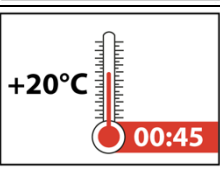
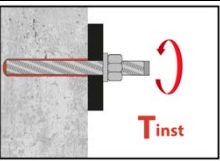
datka® fix Chemical Anchor PE, PE-E, PE-C

Intended use

Installation instructions

Annex B3
of European Technical
Assessment
ETA-25/0976

Installation instructions

	<p>3. Attach a supplied static-mixing nozzle to the cartridge and load the cartridge into the correct dispensing tool. Cut off the foil tube clip before use.</p> <p>For every working interruption longer than the recommended working time (Table B3) as well as for new cartridges, a new static-mixer shall be used.</p> <p>Dispense to waste until even color is obtained (min. 10 cm).</p>
	<p>4. Starting from the bottom or back of the cleaned anchor hole fill the hole up to approximately two-thirds with injection mortar. Slowly withdraw the static mixing nozzle as the hole fills to avoid creating air pockets. For embedment larger than 190 mm and extension nozzle shall be used. In overhead installation to avoid the slipping of the stud during the open time of the product (due to the stud own weight) use a temporary interlocking element. Observe the gel-/ working times given in Table B3.</p>
	<p>5. Push the threaded rod or reinforcing bar into the anchor hole while turning slightly to ensure positive distribution of the adhesive until the embedment depth is reached.</p> <p>The anchor should be free of dirt, grease, oil or other foreign material. Be sure that the anchor is fully seated at the bottom of the hole and that excess mortar is visible at the top of the hole. If these requirements are not maintained, the application must be renewed. For overhead application the anchor rod should be fixed (e.g wedges).</p>
	<p>6. Allow the adhesive to cure to the specified time prior to applying any load or torque. Do not move or load the anchor until it is fully cured. (attend Table B3)</p>
	<p>7. After full curing, the add-on part can be installed with the max. torque (Table B1) by using a calibrated torque wrench.</p>

datka® fix Chemical Anchor PE, PE-E, PE-C

Intended use

Installation instructions

Annex B4
of European Technical
Assessment
ETA-25/0976

Curing time

Table B3A: Maximum working time (min) and minimum curing time (min) of datka® fix Chemical Anchor PE

Temperature of base material	Temperature of cartridge	Maximum working time t_{work}	Minimum curing time ¹⁾ t_{load} or t_{cure}
+5°C to +9°C	+5°C to +9°C	10	150
+10°C to +19°C	+10°C to +19°C	6	85
+20°C to +24°C	+20°C to +24°C	5	50
+25°C to +29°C	+25°C to +29°C	4	40
+30°C to +34°C	+30°C to +34°C	2	35

Table B3B: Maximum working time (min) and minimum curing time (min) of datka® fix Chemical Anchor PE-E

Temperature of base material	Temperature of cartridge	Maximum working time t_{work}	Minimum curing time ¹⁾ t_{load} or t_{cure}
+10°C to +19°C	+10°C to +19°C	15	300
+20°C to +24°C	+20°C to +24°C	10	150
+25°C to +29°C	+25°C to +29°C	7,5	85
+30°C to +34°C	+30°C to +34°C	5	50
+35°C to +39°C	+35°C to +39°C	3,5	40
+40°C to +44°C	+40°C to +44°C	2,5	35

Table B3C: Maximum working time (min) and minimum curing time (min) of datka® fix Chemical Anchor PE-C

Temperature of base material	Temperature of cartridge	Maximum working time t_{work}	Minimum curing time ¹⁾ t_{load} or t_{cure}
-20°C to -11°C	+5°C to +9°C	45	960
-10°C to -1°C	+5°C to +9°C	20	360
0°C to +4°C	+5°C to +9°C	6	240
+5°C to +9°C	+5°C to +9°C	3	75
+10°C to +19°C	+10°C to +19°C	1,5	45
+20°C to +24°C	+20°C to +24°C	1	25

¹⁾ In wet or water filled holes the curing times must be doubled.

datka® fix Chemical Anchor PE, PE-E, PE-C

Intended use
Curing time

Annex B5
of European Technical
Assessment
ETA-25/0976

Table C1: Characteristic resistance for tension loads in non-cracked concrete – static and quasi-static loads

Size			M8	M10	M12	M16	M20	M24
Steel failure ⁽¹⁾								
Steel failure with standard threaded rod grade 4.6								
Characteristic resistance	N _{Rk,s}	[kN]	-	-	33	62	98	141
Partial safety factor	γ _{Ms}	[-]	2,00					
Steel failure with standard threaded rod grade 4.8								
Characteristic resistance	N _{Rk,s}	[kN]	14	23	33	62	98	141
Partial safety factor	γ _{Ms}	[-]	1,50					
Steel failure with standard threaded rod grade 5.8								
Characteristic resistance	N _{Rk,s}	[kN]	18	29	42	78	122	176
Partial safety factor	γ _{Ms}	[-]	1,50					
Steel failure with standard threaded rod grade 8.8								
Characteristic resistance	N _{Rk,s}	[kN]	29	46	67	125	196	282
Partial safety factor	γ _{Ms}	[-]	1,50					
Steel failure with standard stainless steel threaded rod A4-70								
Characteristic resistance	N _{Rk,s}	[kN]	26	41	59	110	171	247
Partial safety factor	γ _{Ms}	[-]	1,87					
Steel failure with standard stainless steel threaded rod A4-80								
Characteristic resistance	N _{Rk,s}	[kN]	29	46	67	126	196	282
Partial safety factor	γ _{Ms}	[-]	1,60					
Steel failure with standard high corrosion threaded rod grade 70								
Characteristic resistance	N _{Rk,s}	[kN]	26	41	59	110	171	247
Partial safety factor	γ _{Ms}	[-]	1,87					
Combined pull-out and concrete cone failure (working life 50)								
Characteristic bond resistance in non-cracked concrete C20/25, working life 50 years								
Temperature range I: 40°C/24°C	τ _{Rk,ucr,50}	[N/mm²]	9,5	9,0	9,0	10,0	8,0	8,5
Temperature range II: 80°C/50°C	τ _{Rk,ucr,50}	[N/mm²]	8,0	7,0	7,0	7,5	6,5	6,5
Sustained load factor for τ _{Rk,ucr,50} in non-cracked concrete	ψ ⁰ _{sus,50}	40°C/24°C	0,56					
		80°C/50°C	0,55					
Increasing factor for τ _{Rk,ucr} in non-cracked concrete	ψ _c	C30/37	1,12					
		C40/50	1,23					
		C50/60	1,30					
¹⁾ in the absence of national regulations								
datka® fix Chemical Anchor PE, PE-E, PE-C					Annex C1 of European Technical Assessment ETA-25/0976			
Performances Characteristic resistance for tension loads in non-cracked concrete								

Table C1: (continuation)

Size			M8	M10	M12	M16	M20	M24
Concrete cone failure								
Factor for non-cracked concrete	$k_{ucr,N}$	[-]	11					
Edge distance	$C_{cr,N}$	[mm]	$1,5 * h_{ef}$					
Spacing	$S_{cr,N}$	[mm]	$3,0 * h_{ef}$					
Splitting failure								
Edge distance	$C_{cr,sp}$ for h_{min}	[mm]	$2,5 * h_{ef}$	$2,0 * h_{ef}$		$1,5 * h_{ef}$		
	$C_{cr,sp}$ for $h^{2)} \geq 2 * h_{ef}$	[mm]	$C_{cr,Np}$					
Spacing	$S_{cr,sp}$	[mm]	$2,0 * C_{cr,sp}$					
Installation safety factors for combined pull-out, concrete cone and splitting failure								
Installation safety factors for dry and wet concrete	γ_{inst}	[-]	1,2					
Installation safety factors for flooded bore hole	γ_{inst}	[-]	1,4					
¹⁾ in the absence of national regulations ²⁾ h – concrete member thickness								

Table C2: Characteristic resistance for shear loads in non-cracked concrete – steel failure without lever arm

Size			M8	M10	M12	M16	M20	M24
Steel failure with standard threaded rod grade 4.6								
Characteristic resistance	$V_{Rk,s}^0$	[kN]	-	-	17	31	49	70
Partial safety factor	γ_{Ms}	[-]	1,67					
Ductility factor	k_7	[-]	0,8					
Steel failure with standard threaded rod grade 4.8								
Characteristic resistance	$V_{Rk,s}^0$	[kN]	7	11	17	31	49	70
Partial safety factor	γ_{Ms}	[-]	1,25					
Ductility factor	k_7	[-]	0,8					
Steel failure with standard threaded rod grade 5.8								
Characteristic resistance	$V_{Rk,s}^0$	[kN]	9	14	21	39	61	88
Partial safety factor	γ_{Ms}	[-]	1,25					
Ductility factor	k_7	[-]	0,8					
Steel failure with standard threaded rod grade 8.8								
Characteristic resistance	$V_{Rk,s}^0$	[kN]	14	23	33	62	98	141
Partial safety factor	γ_{Ms}	[-]	1,25					
Ductility factor	k_7	[-]	0,8					
Steel failure with standard stainless steel threaded rod A4-70								
Characteristic resistance	$V_{Rk,s}^0$	[kN]	13	20	29	55	85	123
Partial safety factor	γ_{Ms}	[-]	1,56					
Ductility factor	k_7	[-]	0,8					
Steel failure with standard stainless steel threaded rod A4-80								
Characteristic resistance	$V_{Rk,s}^0$	[kN]	14	23	33	62	98	141
Partial safety factor	γ_{Ms}	[-]	1,33					
Ductility factor	k_7	[-]	0,8					
Steel failure with high corrosion stainless steel threaded rod grade 70								
Characteristic resistance	$V_{Rk,s}^0$	[kN]	13	20	29	55	85	123
Partial safety factor	γ_{Ms}	[-]	1,56					
Ductility factor	k_7	[-]	0,8					

Table C3: Characteristic resistance for shear loads in non-cracked concrete – steel failure with lever arm

Size			M8	M10	M12	M16	M20	M24
Steel failure with standard threaded rod grade 4.6								
Characteristic resistance	$M^0_{Rk,s}$	[Nm]	-	-	52	133	260	449
Partial safety factor	γ_{Ms}	[-]	1,67					
Steel failure with standard threaded rod grade 4.8								
Characteristic resistance	$M^0_{Rk,s}$	[Nm]	15	30	52	133	260	449
Partial safety factor	γ_{Ms}	[-]	1,25					
Steel failure with standard threaded rod grade 5.8								
Characteristic resistance	$M^0_{Rk,s}$	[Nm]	19	37	65	166	324	561
Partial safety factor	γ_{Ms}	[-]	1,25					
Steel failure with standard threaded rod grade 8.8								
Characteristic resistance	$M^0_{Rk,s}$	[Nm]	30	60	105	266	519	898
Partial safety factor	γ_{Ms}	[-]	1,25					
Steel failure with standard stainless steel threaded rod A4-70								
Characteristic resistance	$M^0_{Rk,s}$	[Nm]	26	52	92	233	454	786
Partial safety factor	γ_{Ms}	[-]	1,56					
Steel failure with standard stainless steel threaded rod A4-80								
Characteristic resistance	$M^0_{Rk,s}$	[Nm]	30	60	105	266	519	898
Partial safety factor	γ_{Ms}	[-]	1,33					
Steel failure with high corrosion stainless steel threaded rod grade 70								
Characteristic resistance	$M^0_{Rk,s}$	[Nm]	26	52	92	233	454	786
Partial safety factor	γ_{Ms}	[-]	1,56					

datka® fix Chemical Anchor PE, PE-E, PE-C

Performances

Characteristic resistance for shear loads in non-cracked concrete

Annex C3
of European Technical
Assessment
ETA-25/0976

Table C4: Concrete edge failure

Size			M8	M10	M12	M16	M20	M24
Concrete edge failure								
Outside diameter of anchor	d_{nom}	[mm]	8	10	12	16	20	24
Effective length of anchor shear loading	l_f	[mm]	$\min(h_{ef}; 12 \cdot d_{nom})$					

Table C5: Displacement under tension load¹⁾

Size			M8	M10	M12	M16	M20	M24
Characteristic displacement in non-cracked C20/25 to C50/60 concrete								
Temperature range I : 40°C/24°C	$\delta_{N0-factor}$	[mm/(N/mm ²)]	0,02	0,03	0,03	0,04	0,05	0,06
	$\delta_{N\infty-factor}$	[mm/(N/mm ²)]	0,04	0,04	0,05	0,05	0,06	0,06
Temperature range II: 80°C/50°C	$\delta_{N0-factor}$	[mm/(N/mm ²)]	0,02	0,04	0,04	0,05	0,06	0,07
	$\delta_{N\infty-factor}$	[mm/(N/mm ²)]	0,06	0,06	0,07	0,08	0,08	0,08

¹⁾ Calculation of the displacement: $\delta_{N0} = \delta_{N0-factor} \cdot \tau$; $\delta_{N\infty} = \delta_{N\infty-factor} \cdot \tau$; (τ – action bond stress for tension)

Table C6: Displacement under shear load¹⁾

Size			M8	M10	M12	M16	M20	M24
Characteristic displacement in non-cracked C20/25 to C50/60 concrete								
Displacement	$\delta_{V0-factor}$	[mm]	0,02	0,02	0,01	0,01	0,01	0,01
	$\delta_{V\infty-factor}$	[mm]	0,03	0,03	0,03	0,02	0,02	0,02

¹⁾ Calculation of the displacement: $\delta_{V0} = \delta_{V0-factor} \cdot V$; $\delta_{V\infty} = \delta_{V\infty-factor} \cdot V$; (V – action shear load)

datka® fix Chemical Anchor PE, PE-E, PE-C

Performances
Displacement (threaded rod)

Annex C4
of European Technical
Assessment
ETA-25/0976